ROYAL FIRE

FIRE RESISTANCE CABLE

EVERYONE DESERVES
ROYAL PROTECTION

Factory Tel: +971 4 220 5462 Mobile : +971 50 1233699
Email : info@royalfiregcc.com , Web:royalfiregcc.com , Dubai - U.A.E



PRODUCT FEATURES

Designed for quick recognition, the pictograms showcase our products' key features.
They're included with each article on the data sheets for easy reference

 **Zero halogen, non-corrosive gases**	Halogen-free and reduce possible damage to health
 **Flame retardant**	Flame retardant material can be self-extinguishing
 **Fire propagation**	Flame resistant and prevent the propagation of the fire
 **Heat release**	Low heat release during bunched cable combustion to meet CPR requirements
 **Smoke density**	High-performance material emit low smoke in the event of fire
 **Circuit integrity**	Function of the circuit can be guaranteed for a defined duration

1.0 ZHR FIRE ALARM / SIGNAL CONTROL CABLE — FLAME-RETARDANT PVC (CCA CONDUCTOR)

Item	Picture	Product / Description	Series / Type	Cores	CSA (mm^2)	Conductor	Insulation	Sheath (colour)	Screen / Shield	Voltage rating	Temperature range	Nom. OD (mm)	Specification
1.1			ZHR (PVC)	2	1.0	CCA, 2C × 1/1.13 ± 0.01 mm	Flame-retardant PVC, 2.0 ± 0.10 mm (red / black)	Flame-retardant red PVC — nom. 0.70 mm, min. 0.65 mm	—	— (signal / alarm circuit)	-15 °C to +70 °C	5.6 ± 0.3	2×(1/1.13 mm CCA + 2 ±0.10 mm FR PVC, red/black) + 5.40 mm red FR PVC.
1.2		2C 1.5 mm^2 Security Cable	ZHR (PVC)	2	1.5	CCA, 2C × 1/1.38 ± 0.01 mm	Flame-retardant PVC, 2.3 ± 0.10 mm (red / black)	Flame-retardant red PVC — nom. 0.70 mm, min. 0.65 mm	—	— (signal / alarm circuit)	-15 °C to +70 °C	6.2 ± 0.3	2×(1/1.38 mm CCA + 2.3 ±0.10 mm FR PVC, red/black) + 6.20 mm red FR PVC.
1.3		2C 2.5 mm^2 Security Cable	ZHR (PVC)	2	2.5	CCA, 2C × 1/1.79 ± 0.01 mm	Flame-retardant PVC, 2.7 ± 0.10 mm (red / black)	Flame-retardant red PVC — nom. 0.70 mm, min. 0.65 mm	—	— (signal / alarm circuit)	-15 °C to +70 °C	7.2 ± 0.3	2×(1/1.79 mm CCA + 2.7 ±0.10 mm FR PVC, red/black) + 7.00 mm red FR PVC.







2.0 RF X600 SOZ1-K (AS+) FIRE ALARM SERIES 300/500 V — SCREENED, SILICONE / HFFR

Item	Picture	Product / Description	Series / Type	Cores	CSA (mm²)	Conductor	Insulation	Sheath (colour)	Screen / Shield	Voltage rating	Temperature range	Nom. OD (mm)	Specification
		2C × 1.0 mm² RF X600 Fire Alarm Cable	RF X600 SOZ1-K (AS+)			Stranded bare copper, class 5	Silicone compound type EI2 to BS EN 50363-1	HFFR to EN 50290-2-27, red	Tinned copper braid	300/500 V (test 2 000 V AC)	Static -30 °C to +90 °C; flexing -5 °C to +50 °C		2×(32/0.19 mm BC + 2.15 mm silicone) + PET + 7/0.19 mm TC + AP + 5.90 mm red LSZH.
		3C × 1.0 mm² RF X600 Fire Alarm Cable	RF X600 SOZ1-K (AS+)			Stranded bare copper, class 5	Silicone compound type EI2 to BS EN 50363-1	HFFR to EN 50290-2-27, red	Tinned copper braid	300/500 V (test 2 000 V AC)	Static -30 °C to +90 °C; flexing -5 °C to +50 °C		3×(32/0.19 mm BC + 2.15 mm silicone) + PET + 7/0.19 mm TC + AP + 6.23 mm red LSZH.
		4C × 1.0 mm² RF X600 Fire Alarm Cable	RF X600 SOZ1-K (AS+)			Stranded bare copper, class 5	Silicone compound type EI2 to BS EN 50363-1	HFFR to EN 50290-2-27, red	Tinned copper braid	300/500 V (test 2 000 V AC)	Static -30 °C to +90 °C; flexing -5 °C to +50 °C		4×(32/0.19 mm BC + 2.15 mm silicone) + PET + 7/0.19 mm TC + AP + 6.79 mm red LSZH.
		2C × 1.5 mm² RF X600 Fire Alarm Cable	RF X600 SOZ1-K (AS+)			Stranded bare copper, class 5	Silicone compound type EI2 to BS EN 50363-1	HFFR to EN 50290-2-27, red	Tinned copper braid	300/500 V (test 2 000 V AC)	Static -30 °C to +90 °C; flexing -5 °C to +50 °C		2×(30/0.24 mm CU + 2.7 mm SIR) + PET + 7/0.19 mm TC + AP + 7.10 mm red LSZH.
		3C × 1.5 mm² RF X600 Fire Alarm Cable	RF X600 SOZ1-K (AS+)			Stranded bare copper, class 5	Silicone compound type EI2 to BS EN 50363-1	HFFR to EN 50290-2-27, red	Tinned copper braid	300/500 V (test 2 000 V AC)	Static -30 °C to +90 °C; flexing -5 °C to +50 °C		3×(30/0.24 mm CU + 2.70 mm SIR) + PET + 7/0.19 mm TC + AP + 7.52 mm red LSZH.
		4C × 1.5 mm² RF X600 Fire Alarm Cable	RF X600 SOZ1-K (AS+)			Stranded bare copper, class 5	Silicone compound type EI2 to BS EN 50363-1	HFFR to EN 50290-2-27, red	Tinned copper braid	300/500 V (test 2 000 V AC)	Static -30 °C to +90 °C; flexing -5 °C to +50 °C		4×(30/0.24 mm CU + 2.70 mm SIR) + PET + 7/0.19 mm TC + AP + 8.22 mm red LSZH.
		2C × 2.5 mm² RF X600 Fire Alarm Cable	RF X600 SOZ1-K (AS+)			Stranded bare copper, class 5	Silicone compound type EI2 to BS EN 50363-1	HFFR to EN 50290-2-27, red	Tinned copper braid	300/500 V (test 2 000 V AC)	Static -30 °C to +90 °C; flexing -5 °C to +50 °C		2×(50/0.24 mm CU + 3.10 mm SIR) + PET + 7/0.19 mm TC + AP + 8.00 mm red LSZH.
2.8		3C × 2.5 mm² RF X600 Fire Alarm Cable	RF X600 SOZ1-K (AS+)	3	2.5	Stranded bare copper, class 5	Silicone compound type EI2 to BS EN 50363-1	HFFR to EN 50290-2-27, red	Tinned copper braid	300/500 V (test 2 000 V AC)	Static -30 °C to +90 °C; flexing -5 °C to +50 °C	RFQ	3×(50/0.24 mm CU + 3.10 mm SIR) + PET + 7/0.19 mm TC + AP + 8.48 mm red LSZH.
		4C × 2.5 mm² RF X600 Fire Alarm Cable	RF X600 SOZ1-K (AS+)			Stranded bare copper, class 5	Silicone compound type EI2 to BS EN 50363-1	HFFR to EN 50290-2-27, red	Tinned copper braid	300/500 V (test 2 000 V AC)	Static -30 °C to +90 °C; flexing -5 °C to +50 °C		4×(50/0.24 mm CU + 3.10 mm SIR) + PET + 7/0.19 mm TC + AP + 9.38 mm red LSZH.
		2C × 4.0 mm² RF X600 Fire Alarm Cable	RF X600 SOZ1-K (AS+)			Stranded bare copper, class 5	Silicone compound type EI2 to BS EN 50363-1	HFFR to EN 50290-2-27, red	Tinned copper braid	300/500 V (test 2 000 V AC)	Static -30 °C to +90 °C; flexing -5 °C to +50 °C		2×(128/0.20 mm BC + 4.10 mm silicone) + PET + 7/0.19 mm TC + AP + 10.20 mm red LSZH.
		3C × 4.0 mm² RF X600 Fire Alarm Cable	RF X600 SOZ1-K (AS+)			Stranded bare copper, class 5	Silicone compound type EI2 to BS EN 50363-1	HFFR to EN 50290-2-27, red	Tinned copper braid	300/500 V (test 2 000 V AC)	Static -30 °C to +90 °C; flexing -5 °C to +50 °C		3×(128/0.20 mm BC + 4.10 mm silicone) + PET + 7/0.19 mm TC + AP + 10.83 mm red LSZH.
		4C × 4.0 mm² RF X600 Fire Alarm Cable	RF X600 SOZ1-K (AS+)			Stranded bare copper, class 5	Silicone compound type EI2 to BS EN 50363-1	HFFR to EN 50290-2-27, red	Tinned copper braid	300/500 V (test 2 000 V AC)	Static -30 °C to +90 °C; flexing -5 °C to +50 °C		4×(128/0.20 mm BC + 4.10 mm silicone) + PET + 7/0.19 mm TC + AP + 11.90 mm red LSZH.

3.0 RF Y120 FIRE ALARM SERIES 300/500 V — BS 7629-1, FOIL SCREENED, SILICONE / HFFR

Item	Picture	Product / Description	Series / Type	Cores	CSA (mm²)	Conductor	Insulation	Sheath (colour)	Screen / Shield	Voltage rating	Temperature range	Nom. OD (mm)	Specification
		2C × 1.5 mm² RF Y120 Fire Alarm Cable	RF Y120 (BS 7629-1)			Bare copper — 1.5 & 2.5 mm² solid or stranded on request; 4.0 mm² stranded	Silicone compound type EI2 to EN 50363-1	HFFR to EN 50290-2-27, red	Aluminium/polyester tape + tinned copper drain wire	300/500 V (test 2 000 V AC)	Static -30 °C to +90 °C; flexing 0 °C to +50 °C		2×(1/1.35 mm BC + 2.45 mm silicone) + 0.80 mm TC drain + AL/P foil + 6.60 mm red HFFR.
		3C × 1.5 mm² RF Y120 Fire Alarm Cable	RF Y120 (BS 7629-1)			Bare copper — 1.5 & 2.5 mm² solid or stranded on request; 4.0 mm² stranded	Silicone compound type EI2 to EN 50363-1	HFFR to EN 50290-2-27, red	Aluminium/polyester tape + tinned copper drain wire	300/500 V (test 2 000 V AC)	Static -30 °C to +90 °C; flexing 0 °C to +50 °C		3×(1/1.35 mm BC + 2.45 mm silicone) + 0.8 mm TC drain + AL/P foil + 6.98 mm red HFFR.
		4C × 1.5 mm² RF Y120 Fire Alarm Cable	RF Y120 (BS 7629-1)			Bare copper — 1.5 & 2.5 mm² solid or stranded on request; 4.0 mm² stranded	Silicone compound type EI2 to EN 50363-1	HFFR to EN 50290-2-27, red	Aluminium/polyester tape + tinned copper drain wire	300/500 V (test 2 000 V AC)	Static -30 °C to +90 °C; flexing 0 °C to +50 °C		4×(1/1.35 mm BC + 2.45 mm silicone) + 0.8 mm TC drain + AL/P foil + 7.61 mm red HFFR.
		2C × 2.5 mm² RF Y120 Fire Alarm Cable	RF Y120 (BS 7629-1)			Bare copper — 1.5 & 2.5 mm² solid or stranded on request; 4.0 mm² stranded	Silicone compound type EI2 to EN 50363-1	HFFR to EN 50290-2-27, red	Aluminium/polyester tape + tinned copper drain wire	300/500 V (test 2 000 V AC)	Static -30 °C to +90 °C; flexing 0 °C to +50 °C		2×(1/1.78 mm BC + 3.30 mm silicone) + 0.80 mm TC drain + AL/P foil + 8.40 mm red HFFR.
		3C × 2.5 mm² RF Y120 Fire Alarm Cable	RF Y120 (BS 7629-1)			Bare copper — 1.5 & 2.5 mm² solid or stranded on request; 4.0 mm² stranded	Silicone compound type EI2 to EN 50363-1	HFFR to EN 50290-2-27, red	Aluminium/polyester tape + tinned copper drain wire	300/500 V (test 2 000 V AC)	Static -30 °C to +90 °C; flexing 0 °C to +50 °C		3×(1/1.78 mm BC + 3.30 mm silicone) + 0.80 mm TC drain + AL/P foil + 8.91 mm red HFFR.
3.6		4C × 2.5 mm² RF Y120 Fire Alarm Cable	RF Y120 (BS 7629-1)	4	2.5	Bare copper — 1.5 & 2.5 mm² solid or stranded on request; 4.0 mm² stranded	Silicone compound type EI2 to EN 50363-1	HFFR to EN 50290-2-27, red	Aluminium/polyester tape + tinned copper drain wire	300/500 V (test 2 000 V AC)	Static -30 °C to +90 °C; flexing 0 °C to +50 °C		4×(1/1.78 mm BC + 3.30 mm silicone) + 0.80 mm TC drain + AL/P foil + 9.87 mm red HFFR.
3.7		2C × 4.0 mm² RF Y120 Fire Alarm Cable	RF Y120 (BS 7629-1)	2	4.0	Bare copper — 1.5 & 2.5 mm² solid or stranded on request; 4.0 mm² stranded	Silicone compound type EI2 to EN 50363-1	HFFR to EN 50290-2-27, red	Aluminium/polyester tape + tinned copper drain wire	300/500 V (test 2 000 V AC)	Static -30 °C to +90 °C; flexing 0 °C to +50 °C	RFQ	2×(128/0.20 mm BC + 4.10 mm silicone) + 0.80 mm TC drain + AL/P foil + 10.20 mm red HFFR.
3.8		3C × 4.0 mm² RF Y120 Fire Alarm Cable	RF Y120 (BS 7629-1)	3	4.0	Bare copper — 1.5 & 2.5 mm² solid or stranded on request; 4.0 mm² stranded	Silicone compound type EI2 to EN 50363-1	HFFR to EN 50290-2-27, red	Aluminium/polyester tape + tinned copper drain wire	300/500 V (test 2 000 V AC)	Static -30 °C to +90 °C; flexing 0 °C to +50 °C	RFQ	3×(128/0.20 mm BC + 4.10 mm silicone) + 0.80 mm TC drain + AL/P foil + 10.83 mm red HFFR.
3.9		4C × 4.0 mm² RF Y120 Fire Alarm Cable	RF Y120 (BS 7629-1)	4	4.0	Bare copper — 1.5 & 2.5 mm² solid or stranded on request; 4.0 mm² stranded	Silicone compound type EI2 to EN 50363-1	HFFR to EN 50290-2-27, red	Aluminium/polyester tape + tinned copper drain wire	300/500 V (test 2 000 V AC)	Static -30 °C to +90 °C; flexing 0 °C to +50 °C	RFQ	4×(128/0.20 mm BC + 4.10 mm silicone) + 0.80 mm TC drain + AL/P foil + 11.90 mm red HFFR.

4.0 RF Y120P BS 7629-1 FIRE ALARM SERIES 300/500 V — LTS 3 SHEATH

Item	Picture	Product / Description	Series / Type	Cores	CSA (mm²)	Conductor	Insulation	Sheath (colour)	Screen / Shield	Voltage rating	Temperature range	Nom. OD (mm)	Specification
	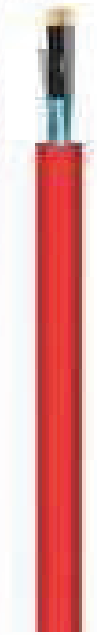	2C × 1.5 mm² RF Y120P Fire Alarm Cable	RF Y120P (BS 7629-1)			Bare copper — 1.5 & 2.5 mm² solid or stranded on request; 4.0 mm² stranded	Silicone compound type EI2 to EN 50363-1	Type LTS 3 to BS 7655-6.1, red	Aluminium/polyester tape + tinned copper drain wire (same CSA as conductors)	300/500 V (test 2 000 V AC)	Static -40 °C to +90 °C; flexing 0 °C to +70 °C		2×(1/1.35 mm BC + 2.45 mm silicone) + 0.80 mm TC drain + AL/P foil + 6.60 mm redLTS 3.
		3C × 1.5 mm² RF Y120P Fire Alarm Cable	RF Y120P (BS 7629-1)			Bare copper — 1.5 & 2.5 mm² solid or stranded on request; 4.0 mm² stranded	Silicone compound type EI2 to EN 50363-1	Type LTS 3 to BS 7655-6.1, red	Aluminium/polyester tape + tinned copper drain wire (same CSA as conductors)	300/500 V (test 2 000 V AC)	Static -40 °C to +90 °C; flexing 0 °C to +70 °C		3×(1/1.35 mm BC + 2.45 mm silicone) + 0.8 mm TC drain + AL/P foil + 6.98 mm red LTS 3.
		4C × 1.5 mm² RF Y120P Fire Alarm Cable	RF Y120P (BS 7629-1)			Bare copper — 1.5 & 2.5 mm² solid or stranded on request; 4.0 mm² stranded	Silicone compound type EI2 to EN 50363-1	Type LTS 3 to BS 7655-6.1, red	Aluminium/polyester tape + tinned copper drain wire (same CSA as conductors)	300/500 V (test 2 000 V AC)	Static -40 °C to +90 °C; flexing 0 °C to +70 °C		4×(1/1.35 mm BC + 2.45 mm silicone) + 0.8 mm TC drain + AL/P foil + 7.61 mm red LTS 3.
		2C × 2.5 mm² RF Y120P Fire Alarm Cable	RF Y120P (BS 7629-1)			Bare copper — 1.5 & 2.5 mm² solid or stranded on request; 4.0 mm² stranded	Silicone compound type EI2 to EN 50363-1	Type LTS 3 to BS 7655-6.1, red	Aluminium/polyester tape + tinned copper drain wire (same CSA as conductors)	300/500 V (test 2 000 V AC)	Static -40 °C to +90 °C; flexing 0 °C to +70 °C		2×(1/1.78 mm BC + 3.30 mm silicone) + 0.80 mm TC drain + AL/P foil + 8.40 mm red LTS 3.
		3C × 2.5 mm² RF Y120P Fire Alarm Cable	RF Y120P (BS 7629-1)			Bare copper — 1.5 & 2.5 mm² solid or stranded on request; 4.0 mm² stranded	Silicone compound type EI2 to EN 50363-1	Type LTS 3 to BS 7655-6.1, red	Aluminium/polyester tape + tinned copper drain wire (same CSA as conductors)	300/500 V (test 2 000 V AC)	Static -40 °C to +90 °C; flexing 0 °C to +70 °C		3×(1/1.78 mm BC + 3.30 mm silicone) + 0.80 mm TC drain + AL/P foil + 8.91 mm red LTS 3.
		4C × 2.5 mm² RF Y120P Fire Alarm Cable	RF Y120P (BS 7629-1)			Bare copper — 1.5 & 2.5 mm² solid or stranded on request; 4.0 mm² stranded	Silicone compound type EI2 to EN 50363-1	Type LTS 3 to BS 7655-6.1, red	Aluminium/polyester tape + tinned copper drain wire (same CSA as conductors)	300/500 V (test 2 000 V AC)	Static -40 °C to +90 °C; flexing 0 °C to +70 °C		4×(1/1.78 mm BC + 3.30 mm silicone) + 0.80 mm TC drain + AL/P foil + 9.87 mm red LTS 3.
		2C × 4.0 mm² RF Y120P Fire Alarm Cable	RF Y120P (BS 7629-1)			Bare copper — 1.5 & 2.5 mm² solid or stranded on request; 4.0 mm² stranded	Silicone compound type EI2 to EN 50363-1	Type LTS 3 to BS 7655-6.1, red	Aluminium/polyester tape + tinned copper drain wire (same CSA as conductors)	300/500 V (test 2 000 V AC)	Static -40 °C to +90 °C; flexing 0 °C to +70 °C		2×(128/0.20 mm BC + 4.10 mm silicone) + 0.80 mm TC drain + AL/P foil + 10.20 mm redLTS 3.
		3C × 4.0 mm² RF Y120P Fire Alarm Cable	RF Y120P (BS 7629-1)			Bare copper — 1.5 & 2.5 mm² solid or stranded on request; 4.0 mm² stranded	Silicone compound type EI2 to EN 50363-1	Type LTS 3 to BS 7655-6.1, red	Aluminium/polyester tape + tinned copper drain wire (same CSA as conductors)	300/500 V (test 2 000 V AC)	Static -40 °C to +90 °C; flexing 0 °C to +70 °C		3×(128/0.20 mm BC + 4.10 mm silicone) + 0.80 mm TC drain + AL/P foil + 10.83 mm red LTS 3.
		4C × 4.0 mm² RF Y120P Fire Alarm Cable	RF Y120P (BS 7629-1)			Bare copper — 1.5 & 2.5 mm² solid or stranded on request; 4.0 mm² stranded	Silicone compound type EI2 to EN 50363-1	Type LTS 3 to BS 7655-6.1, red	Aluminium/polyester tape + tinned copper drain wire (same CSA as conductors)	300/500 V (test 2 000 V AC)	Static -40 °C to +90 °C; flexing 0 °C to +70 °C		4×(128/0.20 mm BC + 4.10 mm silicone) + 0.80 mm TC drain + AL/P foil + 11.90 mm red LTS 3.

ROYAL FIRE

EVERYONE DESERVES ROYAL PROTECTION



Factory Tel: +971 4 220 5462 Mobile : +971 50 1233699
Email : info@royalfiregcc.com , Web:royalfiregcc.com ,
ROYAL FIRE FIGHTING MANUFACTURING Dubai - U.A.E